



AMERICAN RUNNER RUNNING BOARD

Part #: 128068 VEHICLE BRACKET CONFIGURATION (03/2009)

USE BRACKET# 1,2,3 FOR:

Chevy/GMC

- 04-09 Colorado/Canyon Extended Cab (w/ flares)
- 83-01 Jimmy_2Dr
- 83-01_S-10_Blazer_2D
- 83-02 S-10 Pick Up 2&3 Door Extended Cab
- 83-02 Sonoma Extended Cab_2D/3D

USE BRACKET# 1,2,4 FOR:

Hummer

- 03-08_H2_SUV/SUT

Ford

- 86-08 Ranger Super_Cab (see picture below) **Remove mud guard if equipped.*

Mazda

- 86-06 B2000, B2200, B2300, B4000 Ext Cab



USE BRACKETS # 1,2,5 FOR:

Acura

- 01-08_MDX_(with integrated mud guard)
- 07-08 RDX
- 96-98_SLX **May require trimming brackets. Mount bracket#5 on outside pinch weld (see picture below).*

Chevy/GMC

- 92-02 Sidekick/Tracker 4Dr **Mount bracket#5 on outside pinch weld (see picture).*

Dodge

2007 Dakota Club Cab

Jeep

84-01 Cherokee 4Dr *Mount bracket#5 on outside pinch weld (see picture).

07-08 Liberty 4Dr

07-09 Patriot

Ford

08-09 Escape

91-00 Explorer 2Dr *Note: will not fit Sport Limited w/ flares.

86-09 Ranger Super Cab (remove mud guard if equipped)

Honda

07-09 CRV (new body style)

2009 Element

03-09 Pilot (w/ integrated mud guard)


Hyundai

00-08 Santa Fe


BRACKET AND WIRE INSTALLATIONS:

REMOVE FACTORY MUD GUARD BEFORE INSTALLATION



LOOSEN UP 7 SCREWS ON EACH SIDE OF THE ROCKER PANEL IN ORDER TO MOUNT BRACKET # 5.



DR. CTR. CUT BRKT #4 TO LENGTH AS EXTENSION. DR.RR. USE #5 TO CREATE MOUNTING POINT AS EXTENSION AND MOUNTING POINT



REPEAT INSTALLATION STEPS ON PASSENGER SIDE.



LOCATE FUSE PANEL ON THE DRIVE SIDE. LOCATE WHITE MOLEX PLUG DIRECTLY ABOVE UPPER LEFT COVER OF THE FUSE PANEL. LOCATE THE SMALL YELLOW WIRE AND TAP THE BLUE WIRE TO THE YELLOW, AND CONNECT THE RED/BLK TO POSITIVE.

Isuzu

92-04 Trooper *Mount bracket#5 on outside pinch weld (see picture).

01-05 Axiom (w/ mud guard) *Bracket#1,2,4 are to be used for this vehicle.



Picture shows the front bracket config.



Picture shows the 2nd, 3rd bracket config.



Driver side shown here

Kia

92-02 Sportage

Land Rover

02-05 Freelander

07-09 LR2

Mazda

91-94 Navajo 2Dr

08-09 Tribute 4Dr

Mitsubishi

04-08 Endeavor

98-03 Montero Sport (w/ flares) *Mount bracket#5 on outside pinch weld (see picture below).

03-05 Outlander (w/ cladding)

Nissan

98-08 X-Terra (w/ mud flap) *Mount bracket#5 on outside pinch weld (see picture below).

84-08 Pathfinder *Mount bracket#5 on outside pinch weld (see picture below). Bracket#2 may have to be trimmed to fit .

Trim plastic flare in rear of vehicle if equipped to clear.



Door trigger wire is located at driver side pillar (red/black), pictures shown for 1994 Pathfinder

Toyota

98-02 4Runner *Mount bracket#5 on outside pinch weld (see picture below).

01-07 Highlander (w/ OEM mud guard)

91-97 Land Cruiser (w/ OEM mud guard)

06-09 RAV4

95-09 Tacoma Extended Cab

95-06 Tacoma Standard Cab wheel-to-wheel w/o flares



Configuration to mount on outside pinch weld.